



SAW Components

Data Sheet B3697





SAW Components

B3697

Low-Loss Filter

190,00 MHz

Data Sheet

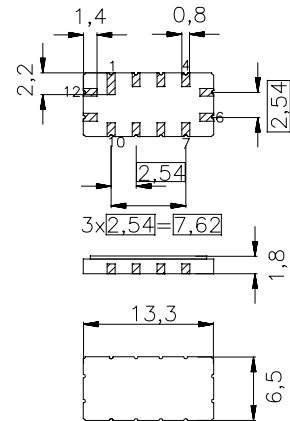
Ceramic package QCC12

Features

- IF filter for WCDMA
- Low insertion loss
- Ceramic SMD package

Terminals

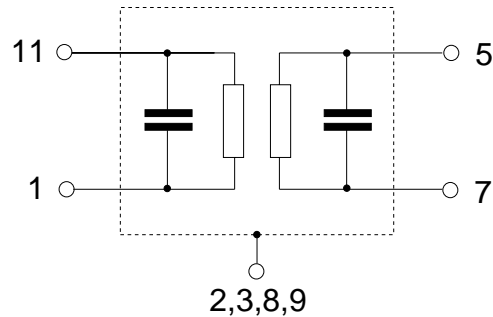
- Gold plated



Dimensions in mm, appr. weight 0,44 g

Pin configuration

- | | |
|--------------|----------------|
| 11 | Input |
| 1 | Input ground |
| 5 | Output |
| 7 | Output ground |
| 2, 3, 8, 9 | Case ground |
| 4, 6, 10, 12 | To be grounded |



Type	Ordering code	Marking and Package according to	Packing according to
B3697	B39191-B3697-Z510	C61157-A7-A55	F61074-V8026-Z000

Electrostatic Sensitive Device (ESD)

Maximum ratings

Operable temperature range	T_A	-40 / +85	°C	
Storage temperature range	T_{stg}	-40 / +85	°C	
DC voltage	V_{DC}	0	V	
Source power	P_s	0	dBm	



SAW Components

B3697

Low-Loss Filter

190,00 MHz

Data Sheet

Characteristics

Operating temperature: $T_A = -10 \dots +85 \text{ }^\circ\text{C}$
 Terminating source impedance: $Z_S = 50 \text{ } \Omega$ and matching network
 Terminating load impedance: $Z_L = 50 \text{ } \Omega$ and matching network

Group delay aperture: 50 kHz

			min.	typ.	max.	
Nominal frequency	f_N		—	190,00	—	MHz
Minimum insertion attenuation (including matching network)	α_{\min} $f_N \pm 2,05 \text{ MHz}$		—	10,7	12,0	dB
Passband width						
	$\alpha_{\text{rel}} \leq 1 \text{ dB}$	$B_{1\text{dB}}$	4,5	4,9	—	MHz
	$\alpha_{\text{rel}} \leq 3 \text{ dB}$	$B_{3\text{dB}}$	5,6	5,8	—	MHz
	$\alpha_{\text{rel}} \leq 10 \text{ dB}$	$B_{10\text{dB}}$	—	7,0	7,2	MHz
	$\alpha_{\text{rel}} \leq 30 \text{ dB}$	$B_{30\text{dB}}$	—	8,4	8,6	MHz
Amplitude ripple (p-p)	$\Delta\alpha$ $f_N \pm 2,05 \text{ MHz}$		—	0,45	1,0	dB
Phase ripple (p-p)	$\Delta\phi$ $f_N \pm 2,05 \text{ MHz}$		—	3,5	4	°
Group delay ripple (p-p)	$\Delta\tau$ $f_N \pm 2,05 \text{ MHz}$		—	70	100	ns
Absolute group delay mean value within $f_N \pm 2,05 \text{ MHz}$ at $25 \text{ }^\circ\text{C}$ ¹⁾	τ		952	957	962	ns

1) At other temperatures the variation from filter to filter is also restricted to +/- 5 ns.
 From -10 ... +85 °C the variation of mean value of group delay is restricted to +/- 20 ns.



SAW Components

B3697

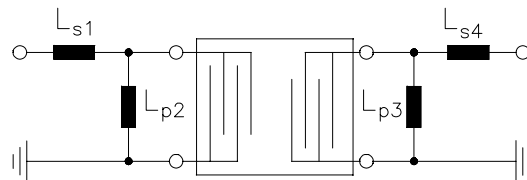
Low-Loss Filter

190,00 MHz

Data Sheet

Relative attenuation (relative to α_{min})	α_{rel}				
$f_N + 5,0$ MHz ... $f_N + 6,5$ MHz	38	41	—	dB	
$f_N - 5,0$ MHz ... $f_N - 6,5$ MHz	40	43	—	dB	
$f_N \pm 6,5$ MHz ... $f_N \pm 14,0$ MHz	45	48	—	dB	
$f_N \pm 14,0$ MHz ... $f_N \pm 60,0$ MHz	50	55	—	dB	
$f_N \pm 10,0$ MHz	50	55	—	dB	
$f_N + 20,0$ MHz	55	60	—	dB	
$f_N - 20,0$ MHz	50	55	—	dB	
165,7 MHz	55	58	—	dB	
157,6 MHz	55	60	—	dB	
Temperature coefficient of frequency	TC_f	—	- 18	—	ppm/K

Matching network to 50 Ω (element values depend on pcb layout)



$L_{s1} = 47$ nH

$L_{p2} = 39$ nH

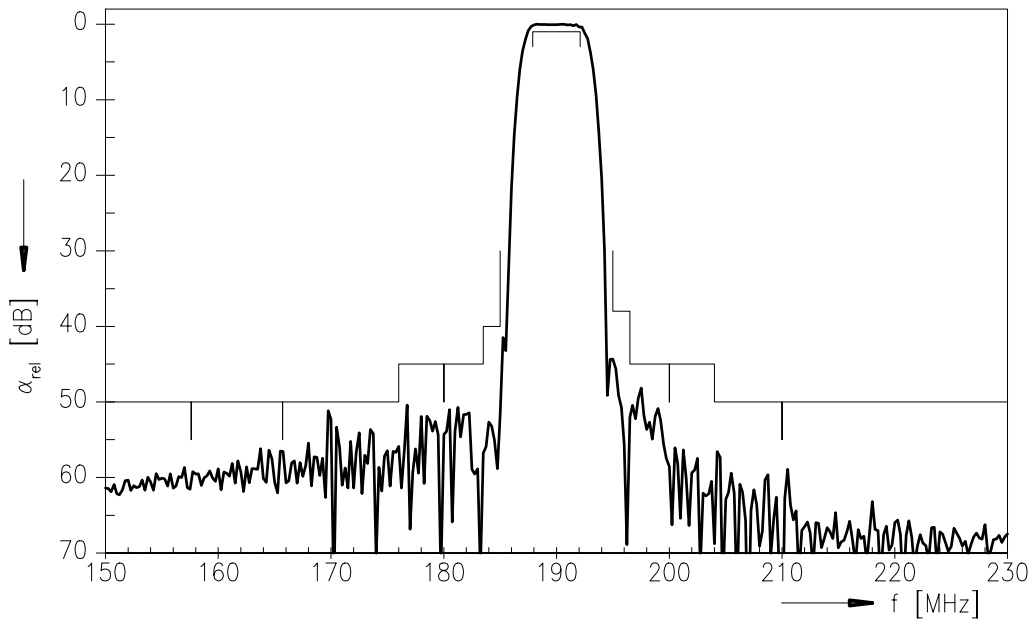
$L_{p3} = 27$ nH

$L_{s4} = 0$ nH

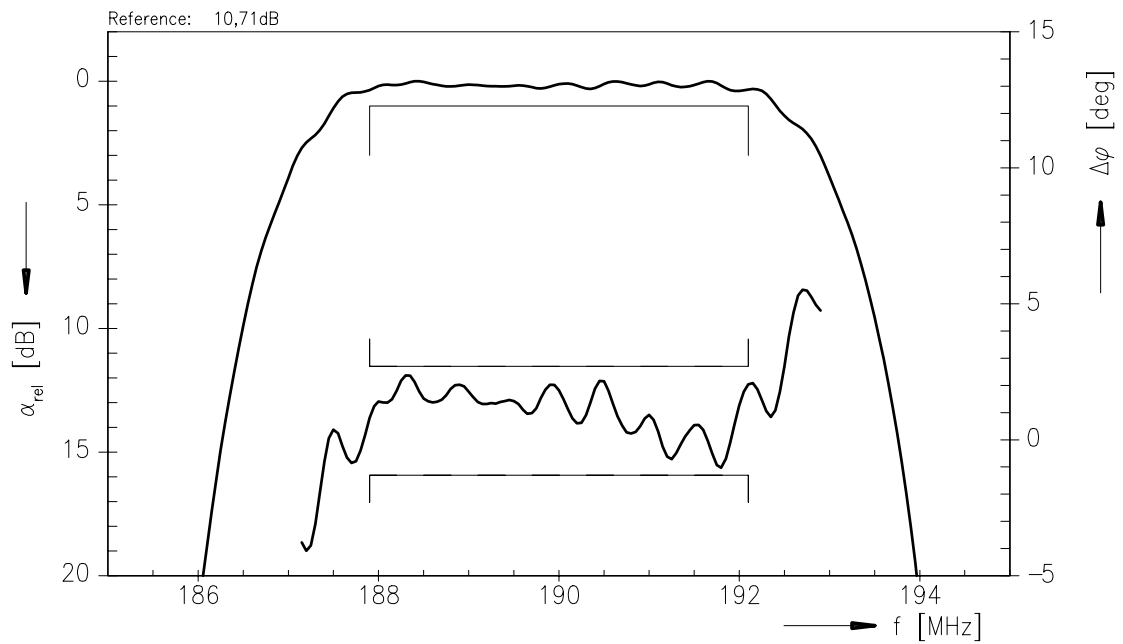


Data Sheet

Transfer function



Transfer function (pass band)





SAW Components

B3697

Low-Loss Filter

190,00 MHz

Data Sheet

Published by EPCOS AG

Surface Acoustic Wave Components Division, SAW MC IS

P.O. Box 80 17 09, 81617 Munich, GERMANY

© EPCOS AG 2003. Reproduction, publication and dissemination of this brochure and the information contained therein without EPCOS' prior express consent is prohibited.

Purchase orders are subject to the General Conditions for the Supply of Products and Services of the Electrical and Electronics Industry recommended by the ZVEI (German Electrical and Electronic Manufacturers' Association), unless otherwise agreed.

This brochure replaces the previous edition.

For questions on technology, prices and delivery please contact the Sales Offices of EPCOS AG or the international Representatives.

Due to technical requirements components may contain dangerous substances. For information on the type in question please also contact one of our Sales Offices.